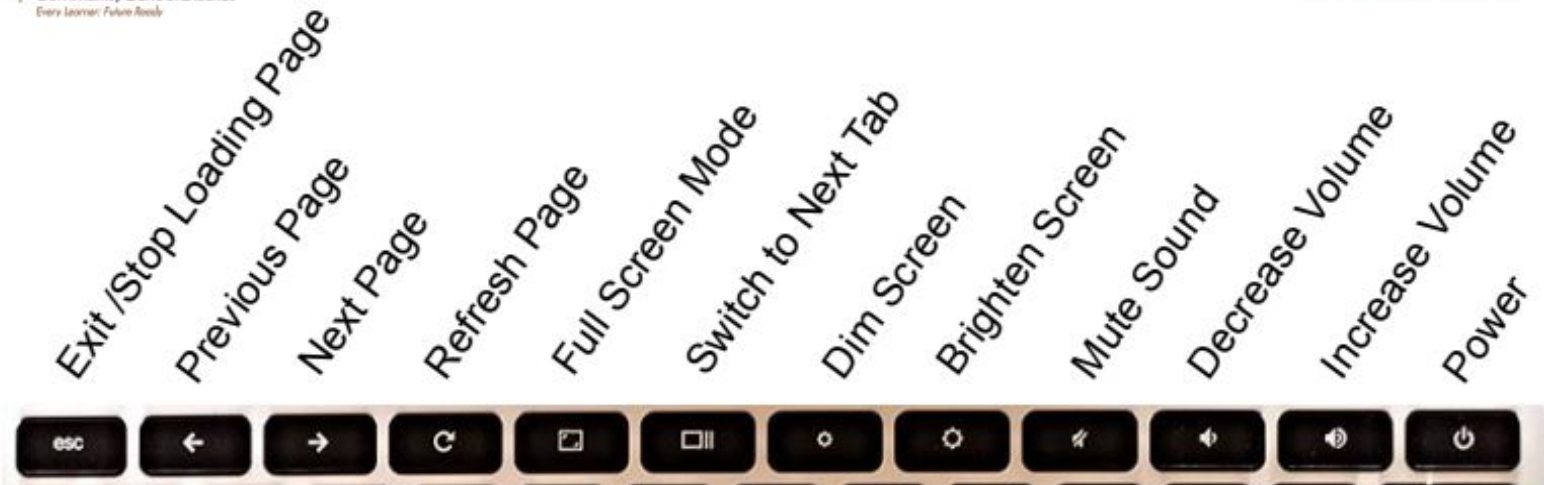




ChromeBook Keyboard Top Row




Switch to Next Tab is also referred to as Show Windows

Where are my Favorite Keys?

Caps Lock	Alt + Search (magnifying glass icon)
Turn off Caps Lock	Tap the Shift key
Delete	Alt + Backspace
Print Screen and Partial Screenshot	<p>Select Time>Screen capture (new feature) Drag the selection, press capture</p> <p>Ctrl + Window Switch key  (Full)</p> <p>Ctrl + Shift + Window Switch key  (Partial)</p> <p>Google Help Take Screenshot or record your screen</p>
Zoom In / Zoom Out	Ctrl + / Ctrl -
Chromebook Help Manual	Ctrl + ?

Additional Keyboard Tips

Lock Screen	Search + L
Screen Colors are off?	Ctrl + Search + H to turn off High Contrast
All Keys type the wrong characters:	Use the trackpad or mouse, Select Time>Settings>Device>Keyboard> Scroll to bottom, select Change input settings>Under Input Settings, it should say English (US)-Enabled. If it says English (US) with Dvorak Keyboard, click the x to remove it.
Screen is rotated	Ctrl + Shift + Refresh
Split Screen	Select one app Alt + [and select other app Alt +]
Unsplit Screen	Select maximize in upper right corner. 
Dock Magnifier Magnifies the top part of screen	Ctrl + Search + D toggles magnifier on and off
Log off	Ctrl + Shift + Q

TouchPad Functions

Click	Tap one finger, lower part of TouchPad
Right Click	Tap two fingers (straight down)
Scroll Page	Move two fingers, up or down or left and right
Drag and Drop	Click on item using TouchPad, with finger hold item and drag item using the TouchPad
Move to another open tab	Two finger swipe quickly left or right
See all open windows	Three finger swipe up